

4 BAUMEA TURN HAMMOND PARK






Printforce.com.au/P14/N03047/001





UNBELIEVABLE SIZE AND VALUE

5  3  3 

Ideally situated close to the wide expanse of the local 'oval' this massive family home on a never to be repeated land area is an opportunity rarely seen. Don't let it pass you by...

- 729 sqm land holding
- Over 300 sqm living area
- Ducted r/cycle air conditioning
- Rear access
- Built 2010
- Separate study
- 3 living areas
- Room for a pool

Inspect
By Appointment

Agent
Brian Devereux 0418 959 219
brian@grwa.com.au



www.grwa.com.au

gateway
residential