

## Aquatic Accessibility Lifts

The IGAT models on this page meet or exceed ADA requirements, and feature upper and lower controls within easy reach from deck or water, with no need to reel in a single control box from the opposite location.

**Lifts are powered by water pressure (max. 70 PSI)** from a hose connection to a faucet or plumbed-in line. Water pressure requirements and rated loads vary depending on weights of optional accessories. **Installation** requires anchor socket in deck; socket and cover are included. **Pool/spa sketch with dimensions is required.**



U.S. PAT. #5,465,433

### Model IGAT-180

#### In-Ground, Automatic 180° Seat Rotation

Installs at min. 36" straight wall (custom fit available)  
Lifts 180kg max. at 55-65 PSI operating pressure  
Portable – Lifts out and rolls away with no tools  
Weights approx. 82 lbs. with seat, 57 lbs. without seat  
Overall height in raised position -- 6'1"  
(with 42" standard seat travel)

The IGAT-180 is compact, lightweight, easy to remove and replace with no readjustments or tools required. No underwater installation. Bottom of cylinder touches pool wall -- protective vinyl-liner wall pad available.



### Model IGAT-180/135


#### In-Ground, Automatic 135° Seat Rotation For Pools/Spas With Benches

Lifts 180kg max. at 55-65 PSI operating pressure  
Portable – Lifts out and rolls away with no tools  
Overall height in raised position varies according to depth of bench and seat travel distance  
The IGAT-180/135 is compact, lightweight, easy to remove, transport, and replace with no readjustments or tools required. Design allows the footrest to miss built-in benches and descend deeper past bench. Rubber pad under seat protects bench.

### Model IGAT-180 Above-Deck

#### In-Ground, Automatic 180° Seat Rotation Installs Entirely Above Deck

Lifts 160kg max. at 55-65 PSI operating pressure  
Approx. overall height in raised position -- 8' 11"  
Model IGAT-180 Above Deck is designed so the entire lift is out of the water until the seat enters; desirable for pools with covers and swim events. Removal and replacement with no readjustments or tools required.



### Model IGAT-180/135 Above-Deck For Pools/Spas With Benches

**Independent Operation**  
**Clear Wheelchair Access**  
**Water-Pressure Powered**  
**No Electricity or Battery**  
**Adjustable Seat Height**  
**Portable with No Tools**

The IGAT-180 models allow maximum access from the deck for the user and any assistant. Side-to-side transfers are easy - the footrest flips up out of the way and the mounting arm is under the seat for unobstructed wheelchair access.

The seats automatically turn forward into pool/spa, (clockwise is standard) travel 42" vertically, can be stopped or reversed at any point, and can be padlocked in the deck position with the water turned off.

**INCLUDED:** A stationary cylinder-side armrest, flip-up footrest, deck mounting socket and socket cover, choice of white (standard) or blue seat.

**OPTIONAL:** Double or single flip-up armrest, adjustable full-support headrest, chest and lap seat belts, a vinyl-liner wall pad, a larger seat, and a spine board attachment which must be specified with the original order.

**CUSTOM ADAPTATIONS AVAILABLE** include higher weight capacities, shorter/longer travel, opposite seat rotation, etc.



# Other Lifts for In-Ground Pools/Spas

Easy Access Lifts offer a variety of lifts to meet the broad range of needs in private facilities. **Lifts are powered by water pressure (max. 70 PSI)** from a hose connection to a faucet or plumbed-in line. Water pressure requirements and rated loads vary depending on weights of optional or custom accessories. The standard models on this page have a vertical seat travel of 42" (custom travel lengths available) and one or two stationary armrests on the seat. Deck socket and cover included (except Model IGRC).



## Model IGAT-90 In-Ground, Automatic 90° Seat Rotation

Installs at minimum 36" straight wall (custom fit available)  
Independent operation  
Lifts 180kg at 55-65 PSI operating pressure depending on weight of accessories  
Installs in deck socket  
Portable – Lifts out and rolls away with no tools  
Height in raised position -- 6' 1" with standard 42" seat travel

For those able to do a diagonal or front pivot transfer, this model may be ideal. Side-to-side deck transfers are not possible as front of seat is parallel to pool wall in upper position. Access for transfer is best with a small or no gutter. Generally a choice for private pools and people who are semi-ambulatory. The seat rotates backward into the water, and forward when exiting.

**Pool/spa sketch/dimensions required.**



## Model IGRC In-Ground, Recessed Cylinder, 360° Manual Seat Rotation

Usually assisted operation, variable seat orientation, self-turning handle available  
Manual 360° seat turn -- Seat can rotate to access two bodies of water if adjacent  
Lifts max. 160kg at 55-65 PSI operating pressure  
Usually installs in a (customer-supplied) PVC sleeve (either 6 or 8" diameter as required) set in concrete 30" deep or through-bolted to deck (not requiring PVC sleeve) Height in raised position variable, usually 7' 3" with standard 42" seat travel

The IGRC is a good alternative for pools with moveable floors or automatic covers, in-ground spas with bench seats, and pool/spa combinations. The IGRC has proven adaptable to many configurations, including low head room, situations where strength of mounting or low profile is essential, and for boat docks. Seats can be forward-facing (cylinder behind) or side-facing (cylinder on left or right of seat). Forward-facing seats allow user's legs and feet to clear benches in pools/spas.

**Pool/spa sketch/dimensions required.**




## Model IGMT In-Ground, Manual 360° Seat Rotation

Assisted Operation, variable seat orientation  
Manual 360° Seat Turn -- Seat can rotate to access two bodies of water if adjacent  
Lifts max. 160kg at 55-65 PSI operating pressure  
Installs in a deck socket  
Portable – Lifts out with no tools  
Height -- 7' 1" with standard 42" seat travel

The IGMT is an alternative for pools with moveable floors or automatic covers, in-ground spas with bench seats, and pool/spa combinations when independent operation is not essential. Seats can be forward-facing (cylinder behind) or side-facing (cylinder on left or right side of seat). Forward-facing seats allow user's legs and feet to avoid benches in pools/spas.

**Pool/spa sketch/dimensions required.**



# Manual Rotation Lifts For Above-Ground Pools/Spas

The AG models feature variable travel distances, depending on desired seat transfer height, wall height and width, desired clearance, and ceiling height (if applicable). **Lifts are powered by water pressure (max. 70 PSI)** from a hose connection to a faucet or plumbed-in line. Water pressure requirements and rated loads will vary depending on weights of optional accessories. Seats may be forward-facing (cylinder behind seat) or side-facing (cylinder on left or right of seat) and can be fitted with one or two stationary armrests (standard) or one or two flip-up armrests (optional).

## Model AG-48 Above-Ground, 48" Cylinder, Manual 360° Seat Rotation

**The AG-48** is mounted on a stainless steel plate that is welded to the cylinder bottom and bolted to floor. Mounting options include a top-wall bracket and a tripod brace at cylinder bottom.

Usually assisted operation

Lifts maximum 135kg at 55-65 PSI


Vertical seat travel -- 31"

Standard height in raised position -- 7' 4"

Optional side-facing seat and stationary self-rotating handle allow some people to use lift unassisted by manually rotating themselves while on seat.

**The AG-48WP** mounts to a (customer-supplied) 6"x6" treated wood post usually set in concrete a minimum of 30" deep. Standard height varies depending on pool wall height.

**Pool/spa sketch/dimensions required.**



## Model AG-60 Above-ground, 60" Cylinder, Manual 360° Seat Rotation

**The AG-60** is mounted on a stainless steel plate that is welded to the cylinder bottom and bolted to floor. Mounting options include a top-wall bracket and a tripod brace at cylinder bottom.

Usually assisted operation

Vertical seat travel -- 42"


Lifts max. 135kg at 55-65 PSI

Standard height in raised position -- 9' 3"

Optional side-facing seat and stationary self-rotating handle allow some people to use lift unassisted by manually rotating themselves while on seat.

**The AG-60WP** mounts to a (customer-supplied) 6"x6" treated wood post usually set in concrete a minimum of 30" deep. Standard height varies depending on pool wall height.

**Pool/spa sketch/dimensions required.**



## Model AG-72 Above-Ground, 72" Cylinder, Manual 360° Seat Rotation

**The AG-72** is mounted on a stainless steel plate that is welded to the cylinder bottom and bolted to floor. Mounting options include a top-wall bracket and a tripod brace at cylinder bottom. Assisted operation

Vertical seat travel -- 51"



Lifts max. 135kg at 55-65 PSI

Lift height in raised position -- 11'

The Pool Lift Model AG-72 is specifically designed for above-ground therapy pools with walls up to 6'. (A higher transfer height at deck level may be required for pools with 6' walls.) This model can also access a raised deck or porch, and can be built inside or outside the structure.

**The AG-72WP** mounts to a (customer-supplied) 6"x6" treated wood post usually set in concrete a minimum of 30" deep. Standard height varies depending on pool wall height.

**Pool/spa sketch/dimensions required.**



# Customizations, Options & Accessories

Our engineers can customize any of our standard lifts to meet your needs. These changes might include: alternate mounting methods, heavy-duty models with larger diameter cylinders for higher weight capacities and/or low water pressure situations, opposite or reduced seat rotation, longer travel for low water level, different seat heights, and sling or other seats. Also available are units operated by a hand pump (not shown). If you have a need that our standard designs do not meet, please call.

## Other Seating Options (Must be ordered with original lift purchase)



### Extra-Wide Two-Piece Seat

offers a more ample seating surface for larger people. Custom-built from marine-grade plastic with a stainless-steel frame, this seat fits both standard and heavy-duty lift models.

### Free Choice of Seat Color

All lifts can be ordered with a blue seat to replace the standard white.



Blue seats are a more suited for indoor pools as bright sunlight may cause uneven fading.

### Spine Board Assembly

provides access for supine patients. Requires wrenches to replace seat.



### Reclining Stretcher Assembly

for patients needing a full-support stretcher for pool entry. Adjustable back allows positioning from flat to reclined. Available for custom-designed heavy-duty units only.



### Enclosed Platform for Animals

enables water therapy for animals. Removable gates provide easy entry and exit, and access to the animal for treatment.



## Drawing Always Required

Any model you choose will be custom built to fit your pool by our manufacturer in the USA.

Ask us for a copy of our convenient Dimensional Worksheet to help you provide the us required measurements.

We need to know the weight and physical abilities of the expected users, the total lifting capacity desired as well as the available water pressure.

To build your lift, our engineers need to know details of the pool edge, coping, and wall configuration, distance from the deck surface to water surface, depth of pool, height and width of the pool wall, desired transfer height on deck, desired clearance over the top of the pool/spa, the depth and width of any seating surface within the pool/spa, height of ceiling (for indoor pools), desired seat orientation, and other information items requested

## Accessories



**Flip-Up Armrests** One or two, but usually needed only on transfer side of seat.

**Seat Belts** Slots provided on all seats to install belts at lap and/or chest locations.

**Flip-Up Footrest** Standard on all IGAT- models; optional on other lift models.

**Vinyl-Liner Wall Pad** (not shown) For IGAT models - to protect vinyl liner where cylinder bottom touches the pool wall.

## Warranty

Easy Access Lifts warrants to the original purchaser that all structural components of its pool/spa lifts will be free of mechanical defects for five years from purchase date, provided product has not been altered, misused, or abused. A one-year warranty is offered for valves, seals, hoses, headrests, and footrest pads. Warranted parts will be replaced free of charge directly to the owner. Replacement of any part is simple with common tools and the included instructions. Alternately, we can fit the parts during your next maintenance service or for a small labour charge. To keep your lift looking new, the stainless steel finish should be inspected monthly and any spots cleaned with a plastic pad and stainless cleaner, then waxed as needed. To keep the lift functioning optimally, regular maintenance services should be carried out, a service proposal will be provided for you with the purchase of your lift.