



Clear Water Tanks



Steel

Liner Tanks

Sizes range from 34,000 to 259,000 litre
with a choice of Colorbond®
or Zinalume® steel.



The choice is Clear ...

Tanks are formed and rolled from quality materials at our facility in Manildra NSW

Walls are manufactured from rigid corrugated steel with a 200mm overlap for strength and longevity

Tank liners are Australian made from durable polypropylene fabric that is water tight

Tanks are constructed to withstand harsh Australian conditions with UV resistant materials used

Our tanks come with a 20 year warranty and are installed by a professional and trade qualified team



About ClearWater

ClearWater Tanks manufacture and construct a range of corrugated steel tanks with internal liner.

When Ben and Sam Allcorn purchased ClearWater Tanks in 2011 they had a clear vision for the business ... to provide the highest quality products that are durable and long lasting; as well as support long term sustainability through water capture, containment and delivery.

Whilst ClearWater Tanks has been in business for over 50 years; originally it focused on manufacturing concrete water tanks.

With changes in the demand for concrete tanks, Ben and Sam introduced Colorbond® and Zinalume® steel liner tanks to the product offering.

The demand for ClearWater's steel water tanks has been so high that they're gradually phasing out concrete tanks due to installation time and the cost of delivery.

A steel water tank made from Colorbond® or Zinalume® with our Australian made liner is not only cost effective to install, but are strong and an ideal solution for large storage requirements.

With a range of colours available ... they can be colour-matched to suit surrounding infrastructure making them aesthetically pleasing in residential and commercial environments.



The choice is Clear ...

Your ClearWater tank includes ...



Leaf Basket



4" Overflow



Lockable Manhole



2" Outlet & Valve



Galvanised Roof Trusses



Construction at your site

- Colorbond® or Zinalume® walls & roof
- Roof trusses, hot-dipped galvanised
- Australian made polyfabric liner
- Geotextile underlay
- 1 x 2" outlet and valve
- 1 x 4" overflow
- 1 x leaf basket OR 50mm inlet
- 1 x lockable manhole
- Bolt fascia

Tank liners ...

- Innovative and high-strength material
- 100% water-proof and water-tight
- Polypropylene fabric
- Durable layered coating with woven base
- Meets food standards for the secure storage of clean and safe water

The choice is Clear ...

Tank sizes ...

MODEL	GROSS CAPACITY	DIAMETER	HEIGHT	PAD SIZE WIDTH	PAD SIZE DEPTH	MINIMUM SAND REQUIRED	AGGREGATE REQUIRED	MINIMUM WATER REQUIRED AT COMPLETION
	LITRES	METRES	METRES	METRES	MM	M ³	M ³	LITRES
CLT34	34,300	4.45	2.2	6.5	150	3.5	1	2,500
CLT53	53,607	5.57	2.2	7.5	150	7	1	2,500
CLT77	77,102	6.68	2.2	8.5	150	9	1.1	3,500
CLT105	105,124	7.80	2.2	9.8	150	12	1.2	5,000
CLT136	136,865	8.90	2.2	11	150	13.5	1.5	6,000
CLT172	172,788	10	2.2	12	150	22.5	1.6	8,000
CLT214	214,814	11.15	2.2	13	150	28	1.8	10,000
CLT259	259,289	12.25	2.2	14.5	150	33	2	12,500



Tank shown with optional dust and vermin proofing; a type of foam which is sandwiched between roof and tank to prevent pest and contaminant entry via small spaces and gaps

Available options* ...

- 50mm inlet
- 50mm outlet with valve
- Water level indicator
- External / internal ladder
- Dust & vermin proofing
- Valve with Storz coupling for fire outlet

* Not included in standard price

All ClearWater Steel Liner Tanks comply with ...


- AS/NZS 4680-2006 Hot dipped Gal Coatings
- AS/NZS 1170.0-2002 Structural design actions: General Principals
- AS/NZS 1170.1-2002 Structural design actions: Permanent, imposed & other actions
- AS/NZS 1170.2-2011 Structural design actions: Wind actions
- AS/NZS 1170.4-2007 Structural design actions: Earthquake actions in Australia
- AS/NZS 4020-2018 Products in contact with drinking water
- AS/NZS 4600-2005 Cold-formed steel structures
- AS 3566.1-2002 Self-drilling screws for the building and construction industries




Colorbond® Colour Chart ...




CLASSIC colour range




CLASSIC CREAM*




PAPERBARK*




PALE EUCALYPT*




WOODLAND GREY*




DEEP OCEAN*



COTTAGE GREEN*



MANOR RED*




NIGHT SKY*


CONTEMPORARY colour range




SURFMIST*




EVENING HAZE*




SHALE GREY™



DUNE*




COVE*




WINDSPRAY*




GULLY*




MANGROVE*



WALLABY*




JASPER*




BASALT*



IRONSTONE*



TERRAIN*



MONUMENT*



The choice is Clear ...

Please get in touch ...

1800 647 756

www.clearwatertanks.net.au

info@clearwatertanks.net.au



ClearWater Tanks